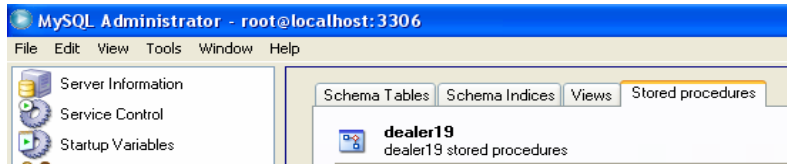


Berikut ini beberapa langkah membuat obx dan trx pada Dealer19.

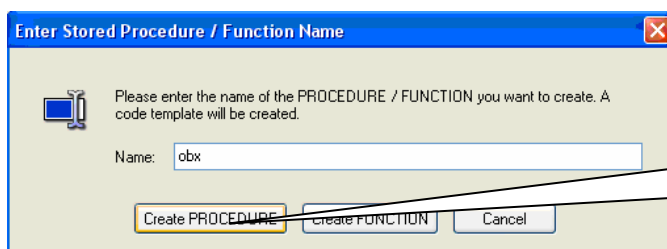
1. Masuk ke database dealer 19

Klik MySQL Administrator, kemudian isikan user dan password. Pilih Catalogs kemudian klik dealer19 dan pilih Stored procedures.

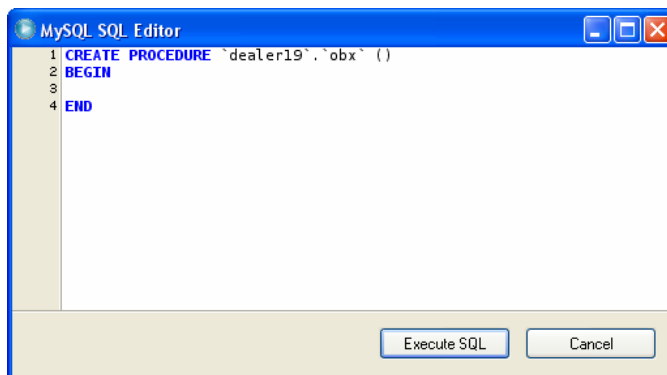


2. Untuk membuat stored procedures pilih Create Stored Proc di bagian bawah.

- Isikan name dengan **obx** kemudian pilih Create PROCEDURE



Klik tombol tersebut sehingga tampil MySQL SQL Editor



Kemudian ganti isi dari MySQL SQL Editor tersebut dengan list berikut:

```
CREATE DEFINER=`root`@`localhost` PROCEDURE `dealer19`.`obx` ()
BEGIN
SELECT COUNT(*) INTO @n FROM mdn_counter;
IF @n > 0 THEN
SET @m=0;
WHILE @m<@n DO
PREPARE STMT FROM 'SELECT header INTO @t FROM mdn_counter LIMIT 1
OFFSET ?';
EXECUTE STMT USING @m;
SET @o=@t;
SELECT CONCAT(@t,'%')INTO @t;
```

```

SELECT COUNT(*) INTO @s FROM outbox WHERE terminal=0 AND status=0 AND
tujuan LIKE @t ORDER BY datetime ASC;
IF @s > 0 THEN
  WHILE @s > 0 DO
    SELECT counter INTO @p FROM mdn_counter WHERE header=@o;
    SET @p=@p-1;
    PREPARE STMT FROM 'SELECT terminal INTO @p FROM mdn_header WHERE
header=@o AND active=1 LIMIT 1 OFFSET ?';
    EXECUTE STMT USING @p;
    SELECT id INTO @r FROM outbox WHERE terminal=0 AND status=0 AND tujuan
LIKE @t ORDER BY datetime ASC LIMIT 1 OFFSET 0;
    UPDATE outbox SET terminal=@p WHERE terminal=0 AND id=@r;
    UPDATE mdn_counter SET counter=counter+1 WHERE header=@o;
    SELECT COUNT(*) INTO @q FROM mdn_header WHERE header=@o AND
active=1;
    SELECT counter INTO @p FROM mdn_counter WHERE header=@o;
    IF @p > @q THEN
      UPDATE mdn_counter SET counter=1 WHERE header=@o;
    END IF;
    SELECT COUNT(*) INTO @s FROM outbox WHERE terminal=0 AND status=0
AND tujuan LIKE @t ORDER BY datetime ASC;
  END WHILE;
END IF;
SET @m=@m+1;
END WHILE;
END IF;
END

```

Dan pilih Execute SQL.

- Sedangkan untuk membuat trx, Ulangi langkah ke 2. Isikan name dengan **trx** kemudian pilih Create PROCEDURE.

Kemudian ganti isi dari MySQL SQL Editor dengan list berikut:

```

CREATE DEFINER=`root`@`localhost` PROCEDURE `dealer19`.`trx` ()
BEGIN
  SELECT COUNT(*) INTO @a FROM transaksi WHERE status=0 OR status=1;
  IF @a > 0 THEN
    WHILE @a >0 DO
      SELECT id INTO @b FROM transaksi WHERE status=0 OR status=1 LIMIT 1 OFFSET
0;
      SELECT status INTO @c FROM transaksi WHERE id=@b;
      SELECT qty,kode_produk,kode_transaksi,tujuan,kode_reseller,qty,description INTO
@d,@e,@g,@h,@i,@j,@k FROM transaksi WHERE id=@b;

      IF @c=0 THEN

```

```

UPDATE parsing SET stok=stok+@d WHERE kode_produk=@e;
SELECT value INTO @f FROM global_config WHERE variable='Kirim Balasan
ERROR (Y/N)';
IF @f='Y' THEN
    SELECT value INTO @f FROM global_config WHERE variable='Balasan ERROR';
END IF;
END IF;
IF @c=1 THEN
    SELECT value INTO @f FROM global_config WHERE variable='Kirim Balasan OK
(Y/N)';
IF @f='Y' THEN
    SELECT value INTO @f FROM global_config WHERE variable='Balasan OK';
END IF;
END IF;

SET @f=REPLACE(@f,'<kode_produk>',@e);
SET @f=REPLACE(@f,'<kode_transaksi>',@g);
SET @f=REPLACE(@f,'<tujuan>',@h);
SET @f=REPLACE(@f,'<kode_reseller>',@i);
SET @f=REPLACE(@f,'<qty>',@j);
SET @f=REPLACE(@f,'<keterangan>',@k);

SELECT hp INTO @l FROM hp_reseller WHERE kode_reseller=@i LIMIT 1 OFFSET
0;
INSERT INTO outbox (datetime, tujuan, pesan, status, terminal) VALUES
(sysdate(),@l,@f,0,0);

UPDATE transaksi SET status=status+2 WHERE id=@b;
SELECT COUNT(*) INTO @a FROM transaksi WHERE status=0 OR status=1;
END WHILE;
END IF;
END

```

Dan pilih Execute SQL.